

BASKETBALL

Neenah ended a half dozen years of frustration by defeating Milwaukee Marshall, 64-55, in the Class A championship game.

Sheboygan Falls made it two titles in a row by defeating Wittenberg-Birnamwood, 78-60, in the Class B championship game.

Marathon concluded a perfect 25-0 campaign by defeating Pardeeville, 65-57, in the Class C championship game.

That's the capsule summary of the WIAA's 60th annual State Basketball Tournament which rang down the curtain on the 1975 season in Madison on March 20-22.


Neenah won over Racine Horlick, 77-72, and Marshall over Janesville Craig, 59-57, in the Class A semifinals after quarterfinal results saw Horlick defeat Reedsburg, 61-47, Neenah defeat Pulaski, 65-54, Marshall defeat Milwaukee Madison, 82-73, and Craig defeated Eau Claire Memorial, 74-70.

Sheboygan Falls defeated Prairie du Chien, 71-59, and Wittenberg-Birnamwood defeated Amery, 54-51, in Class B semifinal competition while Pardeeville defeated North Crawford, 31-30, and Marathon defeated Prentice, 69-63, in overtime in Class C semifinal play.

The tournament featured exciting play in virtually every contest, and competition was extremely close. Besides the overtime contest involving Marathon and Prentice, the Marshall win over Craig came on a last second shot and Pardeeville's opening win also featured a winning basket in the waning moments. Virtually every game saw comebacks and counter comebacks, and the spectators, who filled the fieldhouse to near capacity for each of the six sessions, appeared to enjoy the 13 game program over three action filled days.


Attendance in the tournament program reached 405,836, considerably beyond the 1974 figure of 378,209 but well below the record 444,915 set in 1970. The total includes all levels of play. There were 333,876 at prestate activity compared with 309,870 the previous year and the record 362,217 in 1970. State Tournament attendance was 71,960, far better than the 68,339 the previous year. The State record is 82,698 in 1970.

Seven schools were unbeaten during the regular season – Rhinelander and South Milwaukee in Class A, Amery and Elkhorn in Class B and Marathon, Pardeeville and Wonewoc in Class C.




BASKETBALL (Class A) CHAMPIONS

Neenah — From left, front, Todd Herreid, Marty Suechting, John Wagner, Rick Frank, Dan Varberg; back, Coach Ron Emerson, Mgr. Fred Schaefer, Jim Korth, Kurt Zimmerman, Wayne Kreklow, Paul Perry, Tom Christ, Tim Schafer, Asst. Rick Paske.



BASKETBALL (Class B) CHAMPIONS

Sheboygan Falls — From left, front, Dave Wichmann, Chuck Tank, Mike Debbink, Coach Arden Luckner, Asst. Dick Roeber, Dean Mentink, Jim Endsley, Gig Christenson; back, Mgr. John Poperi, Bill Blust, Dave Mulder, Rick Schnur, John Mauer, Fick Kracht, Steve Stoffregen, Mgr. Eugene Kretchmann.



BASKETBALL (Class C) CHAMPIONS

Marathon — From left, front, Student Manager Rodney Loy, Bruce Koeller, Bill Rajek, Dale Mroczenski, Coach Tom Wienkauf, Larry Heindl, Tom Hack, and Student Manager Jeff Brandt; 2nd row, Mike Lensmire, John Lang; back, Lloyd Krautkramer, Claude Seubert, Randy Krautkramer, Wayne Sessions, Mike Shidell, Student Manager Dean Seubert.

Team Statistics

Class A

G	FG-FGA	PCT	FT-FTA	PCT	REB	OPP	PTS	OPP
Neenah	79-155	510	48-70	686	103	123	206	181
Milw. Marshall	83-173	480	29-38	763	98	112	195	194
Janes, Craig	56-118	475	19-26	731	74	65	131	129
Racine Horlick	54-146	370	25-36	694	95	89	133	124
Reedsburg	17-53	321	13-21	619	47	42	47	61
Pulaski	14-38	368	26-33	788	34	24	54	65
Milw. Madison	34-69	492	5-6	833	36	31	73	81
Eau Claire Mem'l	28-66	424	14-17	824	34	35	70	74
Totals	365-818	446	179-247	725	521	521	909	909

Class B

G	FG-FGA	PCT	FT-FTA	PCT	REB	OPP	PTS	OPP
Sheboygan Falls	58-139	417	33-58	569	115	85	149	119
Wittenberg-Birnamwood	44-103	427	26-38	684	67	90	114	129
Prairie du Chien	24-69	348	11-21	524	46	56	59	71
Amery	23-48	479	5-7	714	31	28	51	54
Totals	149-359	415	75-124	605	259	259	373	373

Class C

G	FG-FGA	PCT	FT-FTA	PCT	REB	OPP	PTS	OPP
Marathon	57-136	419	20-33	606	88	76	134	120
Pardeeville	40-77	519	8-13	615	49	57	88	95
Prentice	25-62	405	13-22	591	45	45	63	69
North Crawford	15-31	484	0-0	000	14	18	30	31
Totals	137-306	448	41-68	603	196	196	315	315

Individual Statistics

Class A

FG-FGA	FT-FTA	PTS			
Kreklow, Neenah	27-45	15-19	69	Furtick, Witt.-Birn	10-19 3-6 23
Rzentkowski, Milw. Marsh	22-39	2-2	46	Christenson, Sheb. Falls	7-25 8-13 22
Eimer, Milw. Marshall	18-39	9-10	45	Kracht, Sheb. Falls	8-16 5-11 21
Weber, Janes. Craig	20-40	5-6	45	Rudd, Amery	10-16 1-3 21
Repka, Milw. Madison	18-31	5-5	41		
Rank, Neenah	16-32	8-13	40	TOP REBOUNDERS	
Farris, Rac. Horlick	17-52	4-4	38	Jim Endsley, Sheboygan Falls, 2-27, Peter Krull, Wittenberg-Birnamwood 2-20, Dean Mentink, Sheboygan Falls, 2-17, Dick Kracht, Sheboygan Falls, 2-15, Mike Feeney, Prairie du Chien, 1-13, Mark Novak, Prairie du Chien, 1-12, Rich Schnurr, Sheboygan Falls, 2-10.	
Ziesmann, Milw. Marsh	16-27	2-4	34		
Peterson, Milw. Marsh	15-39	3-7	33		
Perry, Neenah	11-31	10-11	32		

TOP REBOUNDERS

Dave Ziesmann, Milw. Marshall, 3-34, Steve Kowalkowski, Milw. Marshall, 3-24, Mike Nunn, Racine Horlick, 2-22, Steve Peterson, Milw. Marshall, 3-19, Todd Herreid, Neenah, 3-18, Chris Weber, Janesville Craig, 2-17, Bob Wittke, Racine Horlick, 2-16, Marty Suechting, Neenah, 3-16, Rick Rank, Neenah, 3-15.

Class C

FG-FGA	FT-FTA	PTS	
Heindl, Marathon	13-34	10-15	36
Krautkramer, Marathon	13-22	3-7	29
Seubert, Marathon	13-37	2-2	28
Tarrant, Pardeeville	12-20	0-0	24
Turner, Pardeeville	8-24	7-9	23
Warnke, Pardeeville	11-17	0-1	22
Sessions, Marathon	10-22	2-2	22

Class B

FG-FGA	FT-FTA	PTS			
Maurer, Sheb. Falls	22-32	3-6	47	TOP REBOUNDERS	
Krull, Witt.-Birn	16-29	7-10	39	Randy Krautkramer, Marathon, 2-25, Wayne Sessions, Marathon, 2-21, Jeff Warnke, Pardeeville, 2-14, Jerry Hause, Prentice, 1-13, Jeff Smith, Pardeeville, 2-11, Tom Bortz, Pardeeville, 2-11.	
Endsley, Sheb. Falls	15-30	6-8	36		
Alwes, Witt.-Birn	7-17	10-13	24		

State Box Scores Class A

Championship

NEENAH	FG-FGA	FT-FTA	MILWAUKEE MARSHALL	FG-FGA	FT-FTA
Marty Suechting	3-7	0-1	Steve Peterson	5-12	0-2
Rick Rank	3-11	0-1	Steve Kowalkowski	1-7	3-4
Dan Varberg	2-3	1-3	Dave Ziesmann	4-8	0-0
Wayne Kreklow	7-12	5-6	Bruce Rzentkowski	8-18	0-0
Paul Perry	5-10	2-2	Dan Elmer	6-14	2-2
Todd Herreid	4-7	1-1	Dick Wybenga	0-1	0-0
Tom Crist	2-3	3-5	Michael Stanczyk	0-0	0-0
Jim Korth	0-0	0-0	George Barnes	0-0	0-0
Tim Schaefer	0-0	0-0	Mike Liederbach	1-1	0-0
TOTALS	26-53	12-19	Craig Sherry	0-0	0-0
			Thomas Breines	0-0	0-0
			Paul Kwekkeboom	0-0	0-0
			TOTALS	25-61	5-8

Score by quarters:

Neenah	18	8	17	21	—	64
Milw. Marshall	10	12	14	19	—	55

Officials: Gene Calhoun, Curt Robinson.

Field Goal Averages: Neenah .490; Milwaukee Marshall .409.

Rebounds: Neenah 37; Milwaukee Marshall 36.

Personal Fouls: Neenah 12, Milwaukee Marshall 18.

Semifinals

NEENAH	FG-FGA	FT-FTA	RACINE HORLICK	FG-FGA	FT-FTA
Marty Suechting	3-3	0-1	Mike Nunn	1-4	3-6
Rick Rank	7-13	5-7	Dan Derose	7-12	0-0
Dan Varberg	0-3	0-1	Bob Wittke	4-11	2-2
Paul Perry	3-9	6-6	Sam Farris	10-29	2-2
Wayne Kreklow	12-20	4-6	Keith Driver	5-15	2-6
Jim Korth	1-1	3-6	Andrew Hardeville	1-4	0-0
Todd Herreid	1-1	2-2	Richard Schmitz	2-5	1-1
Tom Crist	1-5	1-2	Bob Covelli	1-2	0-0
John Wagner	0-0	0-0	TOTALS	31-82	10-17
Kurt Zimmerman	0-0	0-0			
Tim Schafer	0-0	0-0			
TOTALS	28-55	21-31			

Score by quarters:

Neenah	31	15	9	22	—	77
Racine Horlick	13	22	17	20	—	72

Officials: Ken Kulick and James Mulchay

Field Goal Averages: Neenah .508; Racine Horlick .378

Rebounds: Neenah 42; Racine Horlick 53

Personal Fouls: Neenah 18; Racine Horlick 22

JANESVILLE CRAIG	FG-FGA	FT-FTA	MILWAUKEE MARSHALL	FG-FGA	FT-FTA
Rick Kingsley	4-14	0-0	Steve Peterson	4-12	3-4
Dan Ryczek	2-4	0-0	Steve Kowalkowski	4-10	4-4
Chris Weber	9-20	3-3	Dave Ziesmann	3-7	0-0
John Grams	2-11	0-0	Bruce Rzentkowski	5-9	0-0
Mike Berg	4-11	0-0	Dan Elmer	7-12	4-5
Gary Shelp	0-0	0-0	Dick Wybenga	1-1	0-0
Tom Berg	4-5	4-5	TOTALS	24-51	11-13
Steve Kennedy	0-0	0-0			
TOTALS	25-65	7-8			

Score by quarters:

Janesville Craig	8	19	20	10	—	57
Milwaukee Marshall	14	16	14	15	—	59

Officials: Don Page and Michael Deiters

Field Goal Averages: Janesville Craig .385; Milwaukee Marshall .471

Rebounds: Janesville Craig 39; Milwaukee Marshall 31

Personal Fouls: Janesville Craig 14; Milwaukee Marshall 13

Quarterfinals

RACINE HORLICK	FG-FGA	FT-FTA	REEDSBURG	FG-FGA	FT-FTA
Andrew Hardeville	2-4	1-1	John Rector	4-8	0-0
Mike Nunn	2-5	3-4	Marv Svoboda	4-12	5-8
Bob Wittke	1-10	2-2	Mike Svoboda	2-11	0-0
Sam Farris	7-23	2-2	Rod Williams	1-5	2-4
Keith Driver	7-12	1-2	Mike Hale	5-9	0-0
Dan Derose	3-5	2-4	Mark Romberg	0-0	0-0
Richard Schmitz	0-2	4-4	Jim Gavin	0-3	2-2
Bob Covelli	0-1	0-0	Jeff Groy	1-3	2-4
Zenith Driver	1-2	0-0	Russ Harms	0-2	0-1
Bob Purdy	0-0	0-0	Peter Romoren	0-0	0-0
Jerry Cannon	0-0	0-0	Jerry Krug	0-0	2-2
Dan Dononno	0-0	0-0	Noel Emerson	0-0	0-0
TOTALS	23-64	15-19	TOTALS	17-53	13-21

Score by quarters:

Racine Horlick	16	10	18	17	—	61
Reedsburg	8	12	5	22	—	47

Officials: Ken Leland and Gerald Peck

Field Goal Averages: Racine Horlick .359; Reedsburg .321

Rebounds: Racine Horlick 42; Reedsburg 47

Personal Fouls: Racine Horlick 17; Reedsburg 15

NEENAH	FG-FGA	FT-FTA	PULASKI	FG-FGA	FT-FTA
Marty Suechting	0-0	2-2	Steve Wiesman	2-6	1-2
Rick Rank	6-8	3-5	Pete Liss	3-6	11-11
Dan Varberg	0-1	0-0	Ron Ripley	6-10	12-17
Paul Perry	3-12	2-3	Paul Liss	0-6	0-0
Wayne Kreklow	8-13	6-7	Dan Birr	2-5	1-1
Todd Herried	5-8	2-2	Rick Gauthier	0-4	1-2
Jim Korth	1-1	0-1	Mike Johnson	0-0	0-0
Tom Crist	1-2	0-0	Karl Klopotic	0-0	0-0
Tim Schafer	1-2	0-0	Gary Gauthier	0-0	0-0
			Larry Treankler	1-1	0-0
TOTALS	25-47	15-20	TOTALS	14-38	26-33

Score by quarters:

Neenah	14	20	17	14	—	65
Pulaski	6	14	14	20	—	54

Officials: James Bell and John SchAAF

Field Goal Averages: Neenah .532; Pulaski .368

Rebounds: Neenah 24; Pulaski 34

Personal Fouls: Neenah 25; Pulaski 19

MILWAUKEE MADISON	FG-FGA	FT-FTA	MILWAUKEE MARSHALL	FG-FGA	FT-FTA
Dan McCoy	4-4	0-0	Steve Peterson	6-15	0-1
Brian Weiler	3-7	0-0	Steve Kowalkowski	5-9	4-5
Ken Gibson	3-10	0-1	Dave Ziesmann	9-12	2-4
Bob Repka	18-31	5-5	Bruce Rzentkowski	9-12	2-2
Scott Rick	1-3	0-0	Dan Elmer	5-13	3-3
Dave Polk	5-14	0-0	Dirk Wubenga	0-0	2-2
TOTALS	34-69	5-6	TOTALS	34-61	13-17

Score by quarters:

Milwaukee Marshall	16	18	21	26	—	81
Milwaukee Madison	12	17	24	20	—	73

Officials: Len Vingers and Arland Peterson

Field Goal Averages: Milwaukee Marshall .557; Milwaukee Madison .492

Rebounds: Milwaukee Madison 36; Milwaukee Marshall 31

Personal Fouls: Milwaukee Madison 16; Milwaukee Marshall 10

JANESVILLE CRAIG	FG-FGA	FT-FTA	EAU CLAIRE MEMORIAL	FG-FGA	FT-FTA
Rick Kingsley	10-12	2-3	Brian Johnson	1-6	3-3
Dan Ryczek	2-4	4-7	Gary Machlett	7-9	2-4
Chris Weber	11-20	2-3	Greg Dick	2-6	6-6
John Grams	4-11	0-1	Dave Johnson	8-15	2-2
Mike Berg	3-4	2-2	Jeff Greig	6-19	1-2
Gary Shelp	1-2	2-2	Tim Bakken	1-4	0-0
David Barry	0-0	0-0	Gary Deiters	0-0	0-0
Tom Berg	0-0	0-0	Steve Washburn	3-6	0-0
Steve Kennedy	0-0	0-0	Kory Lien	0-1	0-0
TOTALS	31-53	12-18	TOTALS	28-66	14-17

Score by quarters:

Janesville Craig	20	21	18	15	—	74
Eau Claire Memorial	22	14	13	21	—	70

Officials: Duaine Counsell and Bill Dyess

Field Goal Averages: Janesville Craig .585; Eau Claire Memorial .424

Rebounds: Janesville Craig 35; Eau Claire Memorial 34

Personal Fouls: Janesville Craig 10; Eau Claire Memorial 18

**Class B
Championship**

SHEBOYGAN FALLS	FG-FGA	FT-FTA	WITTEN-BIRNAM	FG-FGA	FT-FTA
Dick Kracht	5-11	5-11	Dave Laude	1-4	0-1
Jim Endsley	9-20	5-6	Mark Woyak	1-3	0-0
Dean Mentink	0-3	2-2	Peter Krull	5-9	6-9
John Mauer	12-17	1-2	Steve Alwes	3-6	7-9
Gig Christenson	2-14	2-2	Jim Ostrowski	2-6	0-0
Mike Debbink	0-2	1-3	Gary Furtick	6-12	3-4
Rich Schnurr	0-2	1-2	Dale Helgeson	2-7	2-2
Steve Stofregen	1-3	0-0	Steve Jorgenson	0-0	0-0
Dave Wickman	0-2	1-2	Dave Shelp	0-3	0-0
Chuck Tank	0-0	0-0	Mike Resch	0-0	0-0
Dave Mulder	0-1	0-0	Garen Dodge	0-0	0-0
Bill Blust	1-2	0-0	Tim Resch	0-2	2-2
TOTALS	30-77	18-30	TOTALS	20-52	20-27

Score by quarters:

Sheboygan Falls	12	21	29	16	—	78
Wittenberg-Birnamwood	14	15	14	17	—	60

Officials: Gale Zimmerman and Dick Bestor

Field Goal Averages: Sheboygan Falls .389; Wittenberg-Birnamwood .385

Rebounds: Sheboygan Falls 59; Wittenberg-Birnamwood 39

Personal Fouls: Sheboygan Falls 23; Wittenberg-Birnamwood 19

Attendance: 12,094

Semifinals

SHEBOYGAN FALLS	FG-FGA	FT-FTA	PRAIRIE DU CHIEN	FG-FGA	FT-FTA
Dick Kracht	3-5	0-0	Mike Feeney	3-11	1-1
Jim Endsley	6-10	1-2	Scott Reilly	4-9	2-2
Dean Mentink	3-8	2-2	Mark Novak	2-8	4-9
Gig Christenson	5-11	6-11	Kevin Kuchenbecker	3-7	1-2
John Mauer	10-15	2-4	Tom Stevens	7-20	0-2
Steve Stofregen	1-5	4-6	Rad Reilley	2-4	0-0
Rich Schnurr	0-5	0-0	Kent Hutchins	2-7	0-1
Mike Debbink	0-0	0-0	Ted Sheckler	1-2	3-4
Dave Wickman	0-0	0-0	Ken Satter	0-0	0-0
Bill Blust	0-2	0-1	Keith Falls	0-1	0-0
Dave Mulder	0-1	0-2	Randy Jones	0-0	0-0
Chuck Tank	0-0	0-0	Mark Bonney	0-0	0-0
TOTALS	28-62	15-28	TOTALS	24-69	11-21

Score by quarters:

Sheboygan Falls	18	14	19	20	—	71
Prairie du Chien	13	11	15	20	—	59

Officials: Robert Junion and Dave Johnson

Field Goal Averages: Sheboygan Falls .452; Prairie du Chien .348

Rebounds: Sheboygan Falls 56; Prairie du Chien 46

Personal Fouls: Sheboygan Falls 16; Prairie du Chien 21

AMERY	FG-FGA	FT-FTA	WITTENBERG-BIRNAM	FG-FGA	FT-FTA
Tom Waggoner	1-6	0-0	Dave Laude	4-5	0-2
Jay Wittstock	4-9	4-4	Mark Woyak	0-0	0-0
Al Rudd	10-16	1-3	Peter Krull	11-20	1-1
Brad Sauve	3-8	0-0	Steve Alwes	4-11	3-4
Kevin Schwock	3-4	0-0	Jim Ostrowski	1-8	2-2
Rick Foy	0-0	0-0	Gary Furtick	4-7	0-2
Jay Monson	2-5	0-0	TOTALS	24-51	6-11
TOTALS	23-48	5-7			

Score by quarters:

Amery	16	12	10	13	—	51
Wittenberg-Birnamwood	6	21	12	15	—	54

Officials: Harland Carl and Rollo Vallem

Field Goal Averages: Amery .479; Wittenberg-Birnamwood .471

Rebounds: Amery 31; Wittenberg-Birnamwood 28

Personal Fouls: Amery 11; Wittenberg-Birnamwood 12

**Class C
Championship**

MARATHON	FG-FGA	FT-FTA	PARDEEVILLE	FG-FGA	FT-FTA
Wayne Sessions	4-9	0-0	Jeff Smith	4-8	0-0
Claude Seubert	7-22	2-2	Jeff Warnke	4-8	0-1
Randy Krautkramer	5-10	2-4	Tom Bortz	2-3	1-3
Larry Heindl	5-18	9-12	Ralph Turner	6-15	4-5
Dale Mroczenski	3-6	0-1	Phil Tarrant	10-13	0-0
Mike Lensmire	0-0	0-0	Kevin Bernander	0-1	0-0
Tom Hack	1-2	0-0	Jeff Haynes	0-0	0-0
John Lang	1-1	0-0	Kerry Ohnesorge	0-0	0-0
Lloyd Krautkramer	0-0	0-0	Dave Allman	0-0	0-0
Billy Rajek	0-0	0-0	Paul Taylor	0-0	0-0
Bruce Koeller	0-0	0-0	TOTALS	26-48	5-9
Mike Shidell	0-0	0-0			
TOTALS	26-68	13-19			

Score by quarters:

Marathon	13	18	21	13	—	65
Pardeeville	18	14	14	11	—	57

Officials: Leon Jacques and Bill Mueller

Field Goal Averages: Marathon .383; Pardeeville .542

Rebounds: Marathon 43; Pardeeville 31

Personal Fouls: Marathon 13; Pardeeville 17

Semifinals

NORTH CRAWFORD	FG-FGA	FT-FTA	PARDEEVILLE	FG-FGA	FT-FTA
Doug Ralph	4-8	0-0	Jeff Smith	1-1	0-0
Jerry Campbell	0-0	0-0	Jeff Warnke	7-9	0-0
Jim Iverson	1-2	0-0	Tom Bortz	2-3	0-0
Rusty Hagar	5-10	0-0	Phil Tarrant	2-7	0-0
Dick Iverson	5-10	0-0	Ralph Turner	2-9	3-4
Terry O'Donnell	0-1	0-0	Ralph Turner	14-29	3-4
TOTALS	15-31	0-0	TOTALS		

Score by quarters:

North Crawford	4	6	12	8	—	30
Pardeeville	4	8	10	9	—	31

Officials: Jerry Olm and Robert Drexler

Field Goal Averages: North Crawford .484; Pardeeville .483

Rebounds: North Crawford 14; Pardeeville 18

Personal Fouls: North Crawford 7; Pardeeville 6

MARATHON	FG-FGA	FT-FTA	PRENTICE	FG-FGA	FT-FTA
Wayne Sessions	6-13	2-2	Jerry Hause	2-9	5-8
Claude Seubert	6-15	0-0	Tom Sarkkinen	6-15	1-6
Randy Krautkramer	8-12	1-3	Dale Blomberg	5-9	5-6
Larry Heindl	8-16	1-3	Tom Erickson	5-13	2-2
Dale Mroczenski	1-5	0-0	Paul Otto	7-16	0-0
Mike Lensmire	1-5	3-4	TOTALS	25-62	13-22
John Lang	0-0	0-2			
Tom Hack	1-2	0-0			
TOTALS	31-68	7-14			

Score by quarters:

Marathon	16	16	14	15	—	8	—	69
Prentice	10	20	16	15	—	2	—	63

Officials: Otto Puls and Rod Ostrem

Field Goal Averages: Marathon .457; Prentice .405

Rebounds: Marathon 45; Prentice 45

Personal Fouls: Marathon 22; Prentice 12